PERGO®

HYBRID ENGINEERED FLOORING
COLLECTION 2026–2027



KUNGSHAMN L0372-08246 IVORY OAK



THE INVENTOR OF LAMINATE FLOORING

At Pergo we build strikingly beautiful, extremely hard wearing floors. No shortcuts, no compromises, just the best in Scandinavian function, design and engineering. We invented laminate flooring and in fact, we've been innovating floors that have gone from strength to strength since the 1970's. Floors that are easy to install and maintain.

Come in and look around!

ODENSE L0363-06792 OATMEAL OAK

WHY PERGO HYBRID ENGINEERED FLOORS?

Pergo hybrid floors are built with Scandinavian aesthetics and simplicity for people who love to be active. Scratch resistant and able to withstand wear and tear, they are the perfect floors to play on with the kids, dance to the beat, or just chill in a yoga pose.

PERGO HYBRID ENGINEERED FLOORING BUILD-UP



1 SUPERIOR WEAR & SCRATCH RESISTANCE LAYER

2 EVERLASTING DECOR

3 HIGH PERFORMING HDF CORE

4 BACK STABILISER

32 CLASS

SUPERIOR DURABILITY
For all-round medium use.
Lifetime warranty**.

HIGH RESISTANCE TO SCRATCHES AND WEAR

Every plank is covered with our patented TitanX™ protection. This gives the floor high resistance to scratches and wear.

WATERPROOF* AND EASY TO CLEAN

All our hybrid floors have AquaSafe technology, which keeps your floor waterproof and simple to clean. The floors come with a wet warranty up to 15 years.

NATURAL LOOK & FEEL

All our hybrid floors are incredibly true to nature in their design and structure. Additionally, the floor will maintain its color and will not fade over time.

EASY TO INSTALL

Just click into place with the glueless PerfectFold™, Uniclic ® or Unizip® click system.

PERFECT FINISH

From faultless installation, to seamless finishing and worry-free maintenance of your beautiful new floor. Choose from the wide range of accessories.

UP TO LIFETIME WARRANTY**

All Pergo hybrid floors come with an up to lifetime warranty, so that you can live life to the fullest, without worrying.

** Tested according to ISO 4760 (no leakage) and is not following EN13553 standards designed for welded resilient floor coverings.*
*** For full warranty conditions, go to pergo.com.*



RESISTANT TO SCRATCHES & WEAR

TITANX™ - TOUGH PER DEFAULT
Every plank of a Pergo hybrid floor is covered with our patented TitanX™ technology, which means it has high resistance to wear and scratches.

This superior toplayer ensures those high traffic areas like kitchens, hallways and living rooms are well protected.



WATERPROOF*

BECAUSE LIFE'S TOO SHORT
TO WORRY ABOUT WATER
All Pergo hybrid floors have AquaSafe, our in-house developed technology that creates a sealed, waterproof* surface all the way down into the bevels, preventing water from penetrating the floor. It simply stands on the surface and you can easily wipe it away.

** Tested according to ISO 4760 (no leakage) and is not following EN13553 standards designed for welded resilient floor coverings.*

NATURAL ON A WHOLE OTHER LEVEL

SENSATION FLOORS - SEE AND FEEL THE DIFFERENCE

With Pergo Sensation hybrid (Odense, Lillehammer, Visby, Kungshamn), you won't believe it's not real wood. It offers the look of nature with authentic shades and grains, combined with a deep tactile structure and a warm, matte finish.

- Deeper, more authentic structure
- Waterproof 4V Premium bevel with extra natural look
- Matte finish for a sophisticated feel

Deep, authentic, and tactile structure, finished with a matte surface.





4V PREMIUM BEVEL

The wood pattern on the floor extends into the bevels, creating a smooth, harmonious look.



4V PREMIUM BEVEL

The bevel of the Pergo Sensation hybrid floors is our highest-quality bevel, enhancing both the appearance and functionality of the floor, unlike anything you have seen before.

The wood pattern extends down into the bevel, creating seamless, natural look. The bevel also features a superior coating, providing excellent water resistance.



NO BEVEL

The floor collections without a bevel (Perstorp) provide a smooth, continuous surface that is easy to clean.



THE CORE OF ALL OUR HYBRID FLOORING IS MADE OUT OF 100% RECOVERED WOOD

HOPEFULLY, WE WON'T SEE YOU AGAIN FOR A LIFETIME

It's not that we don't love or appreciate you, as we very much do. It's just that for greater sustainability, we all need to buy less and demand more of the products we use. Our floors are crafted to endure – from the moment they're installed into your home, for a lifetime.

WE USE RECOVERED NATURAL ELEMENTS

We really, really dislike wasting resources, which is why the HDF (High Density Fibreboard) in your breathtakingly beautiful Pergo hybrid floors are made from recovered wood. A waste product we get from sawmills, roadside maintenance, and similar sources. Which we find kind of ... not good. So, we use it, and you're walking on it. We've also developed a technique to recycle HDF boards at the end of their life, making our hybrid floors fully recyclable. Just like all our floors.

JOIN OUR LOVE OF CARBON REDUCTION

We make the core of our hybrid floor out of recovered wood. We've also developed a technique to recycle HDF boards at the end of their life, making our hybrid floors fully recyclable. Just like all our floors.

Information sur le niveau d'émission de substances volatiles dans l'air intérieur, présentant un risque de toxicité par inhalation, sur une échelle de classe allant de A+ (très faibles émissions) à C (fortes émissions).

PIONEERING SUSTAINABILITY

We produce flooring as sustainable as possible, constantly innovating to minimize the potential impact on our planet. As the inventors of laminate flooring, we're proud to be the first producer to receive the Nordic Swan label and EU Ecolabel for a floor.

CHOOSE ECO-CERTIFIED
All our hybrid floors are certified with the prestigious EU EcoLabel. Actually, we were the first ever to be awarded the latter for a floor – all the way back in 1995.

TOUGH FLOORS FOR ROUGH PLAY
Pergo hybrid floors are designed for a lifetime of use – and are literally ready for whatever life, or the kids, throws at them. We make our floors tough and hardwearing for two reasons. First, we don't want you to have to worry about your floor keeping up with you and your family. Secondly, products with an extended lifespan have a reduced impact on our planet's resources.

LIFE TIME WARRANTY

LIFETIME WARRANTY*
We are so confident in the durability of our floors that they come with a lifetime warranty. Which is good for both you and the environment.

NORDIC SWAN ECOLABEL 3029 0001

NORDIC ECOLABEL

Highly regarded Scandinavian ecological label for products that meet high requirements for environmental standards throughout the life cycle.

EU Ecolabel www.ecolabel.eu EU Ecolabel : SE/035/001

EU ECOLABEL

Label of environmental excellence awarded to products and services meeting high ecological standards throughout their life cycles.

EMISSION CLASS FOR BUILDING MATERIALS M1

M1

Proof that our flooring products do not release toxic substances and are odourless. M1 is the top category of this Finnish classification, standing for the lowest emission.

ÉMISSIONS DANS L'AIR INTÉRIEUR A+ A+ A B C

A+

Emission regulation certificate, serving as a recognition for very low emissions. A+ is the top category, standing for the lowest emission.

THIRD-PARTY VERIFIED EPD ISO 14025 and EN 15804 Institut Bauen und Umwelt e.V.

EPD

With our environmental product declaration we show our commitment to provide precise, reliable and comparable information on the environmental performance of our laminate and wood products.

PEFC PEFC/07-32-37

PEFC

Globally trusted trademark for wooden products originating from sustainably managed forests.

** For full warranty conditions, go to pergo.com.*

OUR COLLECTIONS

Scandinavian never goes out of style. The same goes for functional design.
Our complete range of Pergo hybrid flooring delivers just that. Whether you want the high-quality feel of Odense's long planks, the natural look of Lillehammer or the minimalistic infinite look of Perstorp, there's a floor to fill your every need.

And all of them are designed to be durable and have a completely waterproof surface. These are the reasons why Pergo hybrid floors have become true representatives of Scandinavian functional design.
So your kitchen, hallway, bedroom or living room is a pleasure to come home to. Always.





11 ODENSE
Long, wide planks with deep realistic textures and a rich natural variety in the wood design.



13 LILLEHAMMER
Medium-sized planks with an exceptionally refined natural look and feel.



15 VISBY
Medium-sized planks with an authentic finish.



KUNGSHAMN
Herringbone planks for a classic look with a modern twist.



19 PERSTORP
Standard-sized planks without bevel, for an endless effect.



25 ACCESSORIES
Use our large range of accessories to mix and match. From skirtings to stair noses, underlays to profiles, Pergo got you covered.



NATURE'S ENDLESS VARIATIONS WITH EXTRA LONG, WIDE PLANKS

ODENSE

The inspiration for our Odense hybrid collection is drawn from the stunning hills of the Danish island of Fyn, where nature offers a rich diversity and resilient characteristics. The collection creates a harmonious blend of timeless elegance and more rustic and contemporary styles.

Want that premium look you get from extra-long, extra-wide planks? Odense helps you create a vibrant and natural looking space, giving larger rooms a sense of grandeur whilst giving smaller spaces a sense of calmness. The Odense range looks and feels genuinely authentic and varied. Like nature itself.

ODENSE L0363 - 06792 OATMEAL OAK





CLAY OAK
L0363-06791



OATMEAL OAK
L0363-06792



CLEAR OAK
L0363-06795



BEAUFORT OAK
L0363-06801

ODENSE

2050 × 240 × 9,5 MM | 4V PREMIUM BEVEL*

The extra-long and extra-wide planks of Odense give your interior a truly premium look. It will visually enlarge your room and give a sense of calm. With its pronounced 4-way bevel and deeper, more natural textures, Odense was developed to bring the perfect balance to any room, modern as well as traditional ones. The colors of this collection consists of timeless and warm neutrals for a truly comforting home.







* For more info about the bevels, see page 6.



LILLEHAMMER – A NEW LEVEL OF SOPHISTICATION IN HYBRID FLOORING.

LILLEHAMMER

Lillehammer is an exceptionally refined hybrid floor with a distinct texture and incomparable natural look and feel. With its medium-sized planks and tasteful decors it transforms any room into a modern and welcoming home. It's Nordic, classic and stylish.





IVORY OAK**
L0374-08304



SILK OAK**
L0374-08305



HARVEST OAK
L0374-08309



BRONZE OAK
L0374-08307

LILLEHAMMER

1380 × 212 × 9 MM | 4V PREMIUM BEVEL*

Lillehammer is our most refined floor range, designed to bring timeless elegance into any home. It's the exceptional natural look and feel of the Lillehammer floor, coupled with its distinctive variety in plank designs, that makes it truly one of a kind. The deep, premium natural looking bevel is a standout feature—not only fully waterproof, but designed so the wood look flows seamlessly into the bevel for a truly authentic finish.







* For more info about the bevels, see page 6.
** Exact name and design match with Kungshamn.



VISBY

With their Sensation technology, Visby floors give you that natural, authentic finish.

And with AquaSafe technology the surface is waterproof, all the way down into the bevels.

VISBY L0371-08301 SAND DRIFT OAK

FROST WHITE OAK
L0331-03866



STUDIO OAK
L0331-03867



CITY OAK
L0331-03868



URBAN GREY OAK
L0331-03368



NEW ENGLAND OAK
L0331-03369



MANOR OAK
L0331-03370



FARMHOUSE OAK
L0331-03371



BLACK PEPPER OAK
L0331-03869



MIDSUMMER LIGHT OAK
L0371-08295



SUNWASH OAK
L0371-08296



SAND DRIFT OAK
L0371-08301



BLUSH OAK
L0371-08302

VISBY

1380 × 190 × 8 MM | 4V PREMIUM BEVEL* | 1,835 M²/PACK

Visby hybrid floors offer the authentic beauty of real wood, with a rich variety of designs for a naturally cohesive look. The 4-way bevel highlights the shape of every plank, adding depth and dimension to the room.

Crafted for lasting performance, Visby combines style with everyday durability making it as practical as it is beautiful.







* For more info about the bevels, see page 6.



KUNGSHAMN

Our sophisticated hybrid herringbone collection Kungshamn is named after the inofficial herring capital of Sweden on the rugged west coast. It pays homage not only to the rich history of herring fishing and production but also to the resilience required to withstand the relentless power of water. Kungshamn is actually the only 100% waterproof hybrid herringbone floor on the market to date.

KUNGSHAMN L0372-08246 IVORY OAK





IVORY OAK**
L0372-08246



SILK OAK**
L0372-08248



HERITAGE OAK
L0372-08249



SMOKED AMBER OAK
L0372-08251

KUNGSHAMN

655 × 131 × 8 MM | 4V PREMIUM BEVEL*

Kungshamn's modern herringbone planks add a striking touch to any room. With a heavily brushed surface and premium, extremely natural looking bevel, it truly captures the authentic wood feel. Its oak designs, inspired by Scandinavian nature's subtle tones, are timeless and clean.

Kungshamn doesn't just resist scratches and dirt—it's fully waterproof too. Perfect for kitchens, hallways, and any space that sees a lot of life. It is easy to install with the patented Unizip® click system and requires just one plank type.







** Exact name and design match with Lillehammer
* For more info about the bevels, see page 6.



PERSTORP

Perstorp is the Scandinavian classic that appeals to any room in any home. And with no bevel edging, these floors make your rooms look endless – no matter how big or small they are.

The name itself, Perstorp, is a tribute to the Swedish village where hybrid flooring once was born. And the designs are highly influenced by the Scandinavian heritage.

PERSTORP L0370-04390 NATURAL BEIGE OAK



BEIGE SAND OAK
L0370-04093



MISTY OAK
L0347-05024



WATERFRONT OAK
L0370-04395



MAINE OAK
L0347-05026



VINEYARD OAK
L0370-05023



NATURAL BEIGE OAK
L0370-04390



SOFT CABIN OAK
L0370-05025



POTTERY OAK
L0370-05028

PERSTORP

1200 × 190 × 8 MM | NO BEVEL* | 1,596 M²/PACK

Perstorp with its standard-sized planks without bevel creates a seamless, continuous effect in your room. The classic size makes the floor versatile to rooms of any size.

The designs of Perstorp have been strongly influenced by the Scandinavian heritage of Pergo, with soothing, clean oak patterns. The collection is named after the small village in Sweden where Pergo once invented hybrid flooring.

The protective TitanX™ top layer gives the floor high resistance to scratches and wear and thanks to AquaSafe the floor is waterproof and worry-free.







* For more info about the bevels, see page 6.

IT ALL STARTS WITH THE FLOOR

IDEAS AND INSPIRATION FROM AN INTERIOR DESIGNER

We sat with Pella Hedeby, Swedish interior designer and stylist, to get tips on what to think about when you decorate your home. Pella has lots of experience in decorating private homes and commercial premises and is passionate about what materials you should choose and everything else about interior design, from flooring to colour combinations.

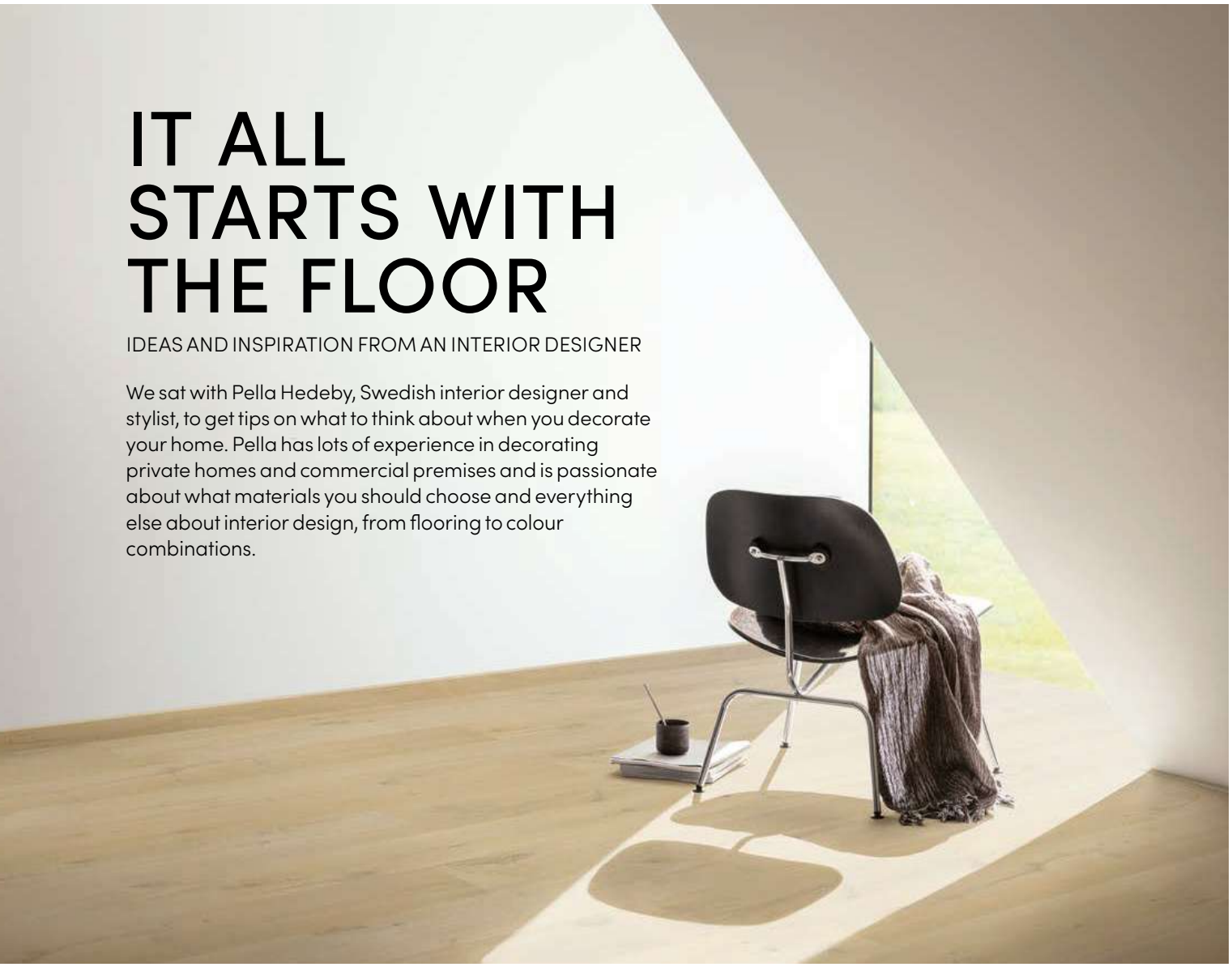

"CHOOSE A FLOOR THAT LASTS OVER TIME"



PELLA HEDEBY
INTERIOR DESIGNER

What are the main things you should think about, when decorating your home?
The bases are everything. If you have well-thought-out material choices that follow a common theme through your home, then you have a great base for the way you furnish. "Less is more" may be a bit of a tired expression, but it's so true. Put lots of thought into what you add. Often it doesn't take much to create that homely feeling. Less "things" make it easier to keep your house tidy and enjoy what you have.

What are the future trends of colours and colour combinations?
I have a restrained approach to trends. Whether it's colours, materials or things. Sure, I can be inspired by something new, but I always ask myself, "Is it something I could live with over time? Did I like this 10 years ago and will I like it after 10-20 years?"

Having said that we see more colour and playfulness in many places today. Together with a minimalist, stripped-down, toned-down expression. It's important to remember that we are all different. Some people constantly need new impressions and a lot of pulse to get energy. I belong to the group that takes in the smallest shade, filled with a streak of light, a scent and feeling in a texture. So I need to scale back and minimize things to experience balance and harmony.

In my world, materials and textures set the tone and feeling in a room. Then you can work with the smaller details. Tone-in-tone or mixing your favourites. Like when you put together a bouquet of flowers, layering shapes and colours.



















What things about flooring should you think about if you want to give a room extra space?

Lighter shades give you a more airy feeling. It's the same when you add colour to other surfaces. It reflects light and gives you that feeling of space.

Any rules about combining colour on floors and walls?

When decorating a new home, or renovating from scratch, my tip is to always start with the floor. You lay a floor so it lasts a long time, slightly more long-lasting than the colour of the walls. The floor forms a large part of the interior and the feeling in the room. The sense of style is set with the floor and the choice of skirtings should be in harmony with the architecture. A great way to put it all together is to create a mood board with samples of materials, colours and inspirational images.

Should flooring in different rooms have to match each other, or should I see each room as unique?

I think it's nice to think holistically and let one material be the base everywhere. But different rooms naturally have different functional requirements. So I would say that it's increasingly common to mix different types of floors based on function and focusing on sustainability.

What's the biggest mistake people make when choosing a new floor?

Many people start with colours and other materials and interior details, leaving the floor as a compromise. I suggest you turn that upside down. The main thing is to choose a floor that lasts over time. It's costly and time consuming to replace a floor, so choose what is the base of your home carefully.

Any thoughts regarding mixing different types of wood on floors and furniture?

Instead of mixing different types of wood flooring, I'd mix and match different types of wood on floors with other furnishings. For example, it's nice to mix furniture and interior details with a vintage patina that contrast with the choice of materials. I think natural material choices are always welcome elements that add a genuine feeling to any home. If there is a "rule", it's better that it's a complete, natural contrast than something that melts together – but doesn't really. Here you can balance the feeling that if a floor takes loads of space, you can add something to balance it. Like adding a rug and then furnishing with wooden furniture. Or working with wood in smaller hook strip, a wooden bowl or the frames details, a hook strip, a wooden bowl or the frames around, art on the wall...



YOUR FLOOR – FINISHED IN STYLE

Choose from our wide range of accessories to give your interior that perfectly finished look and feel. From seamless transitions to stairs or walls, silent underlays to improve your comfort or a skirting that finishes off the room in style. Details make perfection.

UNDERLAYS
Make a great floor greater. Underlays increase walking comfort, improve your room's acoustics, avoid creaking noises, support the click system and protect floors from rising moisture. They can be combined with underfloor heating or cooling too.

SKIRTINGS
Finish the look with colour matching skirtings, or complete your interior style with one of the many paintable white shapes

PROFILES
Hide those saw cuts and give your floor room to expand with profiles. Create a smooth transition with the colour matched Incizo® profile.

ALL YOU NEED TO INSTALL, FINISH AND MAINTAIN YOUR FLOOR
A hybrid floor is more than the planks you walk on. It's a complete home decor solution. That's why Pergo also offers a full line of accessories. Everything you need for trouble-free installation, finishing and maintenance.





1. UNDERLAYS

Enjoy walking on quiet floors without creaks? Choosing the right underlay can improve your living comfort significantly.



2. SKIRTINGS

Give your interior that stylish impression with skirtings that have the same look as the floor. You can also go for the white and paintable skirtings to match the colour of the wall.



3. EXPANSION PROFILES

Floors in connecting rooms melt together thanks to a colour matched expansion profile. Read about our Incizo® 5-in-1 solution on page 25.



4. ADAPTER & END PROFILES

An elegant way to make a transition when hybrid floors meet other surfaces. Use an end profile between hybrid floors and windows and an adapter profile between hybrid floor and lower floor surfaces. Available in our Incizo® 5-in-1 solution.



5. STAIR NOSES

Pergo's flooring is an excellent choice for staircases. Stair noses provide an elegant finish to each step. Various stair finishes are possible. Available in our Incizo® 5-in-1 solution.

5 PERFECT FINISHES IN 1 SINGLE PRODUCT

Made from wear and scratch resistant hybrid floors, Incizo®-patented profiles make the perfect match for your floor. An all-in-one solution that provides a seamless result.

Simply cut the profile to the shape you need with the included knife. Suitable for flooring heights 7 – 10 mm.



THE INCIZO® PROFILE
2150 × 48 × 13 mm

PGINCP(-)
For full article number, go to pergo.com



EXPANSION PROFILE
From hybrid floors to hybrid floors.



END PROFILE
Finishing up to threshold, sliding doors, etc.



ADAPTER PROFILE
From hybrid floors to ceramic, vinyl or linoleum.



TRANSITION PROFILE
From hybrid floors to carpet.



STAIR NOSE
Use at the top of the stairs or as you step down into a room.



STAIR NOSE, FLUSH
For a flush finish on stair treads.

For more information about Incizo profile, please visit pergo.com.

EASY TO LOVE, EASY TO LIVE WITH

CARE & MAINTENANCE

Regular cleaning

Add floor cleaner to warm water and mix according to the instructions from the cleaner and do not overdose. Clean no more than 15–20m^2 at a time with the mop. Ensure the floor dries after wet mopping.

Stain Removal Guide

For localized stains:
Apply floor cleaner directly onto the stain. Leave it for a few minutes to allow the cleaner to break down the stain. Then wipe it away using a clean mop dampened with warm water.

Chocolate, grease, juice, beverages, wine:
Use floor cleaner or warm water mixed with the cleaner.

Tar, crayons, lipstick, shoe polish, ink, charcoal, nail polish, or cigarettes:
Use industrial alcohol, acetone solvent, household solvent, or gasoline.

Candle wax and chewing gum:
Allow it to harden first, then carefully scrape it off.

Protecting the Floor

The use of office chairs with wheels is recommended. Using felt pads under furniture legs can also help protect the floor. Always place mats at entrances.

Avoid Waxing or Polishing

PERGO flooring must not be waxed or polished. Never use steel wool or any abrasive materials to scrub the floor, as this may damage both the appearance and structure of the flooring.

Floors with Heavy Stains or Discoloration

To remove stubborn stains or marks, use floor cleaner together with a towel, microfiber cloth, white cloth, or cotton cloth (if extra treatment is needed). Leave the cleaner on for a few minutes, then wipe away the stain using a clean mop dampened with warm water. Dry the floor after cleaning.

Additional Care Instructions

Certain textured surfaces require special care as described below:

- **Rough-textured surfaces:**

Dirt tends to cling more firmly to the floor surface. Therefore, more frequent cleaning is recommended.

- **Smooth-textured surfaces:**

Dry water marks are more visible. Always dry the floor after cleaning with a damp mop.

- **Floors with V-groove edges:**

Water may collect in the V-grooves, so make sure to dry the floor thoroughly.

FAQ

HOW EASY IS PERGO FLOORING INSTALLED?

With Pergo's Uniclic installation system, a do-it-yourselfer can install an average room (10' x 12') in about a day and start enjoying your new flooring immediately. If you wish to install Pergo flooring yourself, spend time reviewing our detailed installation instructions.

IN WHAT ROOMS CAN I INSTALL PERGO FLOORS?

Pergo flooring can be installed in any room inside the house where the floor is solid and flat. Pergo should not be installed in rooms with sump pumps or floor drains, or in motor homes, boats or planes. Please reference product specific installation instructions for information about installing in wet areas, such as bathrooms with showers or mudrooms, as installation methods may vary by product.

CAN I INSTALL PERGO OVER CONCRETE?

Yes, you can install Pergo flooring over concrete, but with certain precautions. The concrete must be fully set. Moisture readings from a calcium chloride test (available at home centers) must be no more than 5lbs/1000 sq ft/24 hours or less than 80% RH with an in situ probe. Should moisture record above these levels, Pergo is not recommended. In all cases, a 6 mil polyethylene moisture barrier overlapped at least 8" and taped is required on all concrete installations.

PERGO®

Our floors look even better in real life!
Visit our website and order samples of your favourite designs.

PERGO®

Sole distributor
10B, Jln Masjid Negeri, 11600 Jelutong,
Pulau Pinang
pergo.com.my





THE DETAILS MAKE ALL THE DIFFERENCE

We bring a unique combination of Scandinavian functional designed floors, with built-in simplicity and durability, into people's lives.

KUNGSHAMN L0372-08246 IVORY OAK





PERGO®

Floors for real life

www.pergo.com

Product images may differ from actual product. The availability of products, or the products themselves, may change at any time without notice. With reservation for errors. Contents © 2026 by Unilin bv – division flooring. All Rights Reserved. The contents of this brochure may not be reproduced in whole or in part without prior written permission from the publisher. For consumer questions and retailers visit pergo.com.

Pergo is a quality product produced by UNILIN BV, division flooring, 3, 8710 Wielsbeke, Belgium

a brand of UNILIN

HAVANA konzept®
Premium Interior Design Materials